

# Applied Baccalaureate Degrees

Oregon Community College  
Association Conference

October 2009

Loretta Seppanen, Wa SBCTC

# Agenda

- ◆ What and why of Applied Bachelor's Degree
- ◆ Lessons from Washington experience
- ◆ Your questions
- ◆ Resources



# What Are Applied Baccalaureate Degrees?

- ◆ "Applied:" focus on both theory & application in the workplace – BAS
- ◆ General liberal education credits taken mostly during Jr/Sr years – not earlier as in BA or BS degrees
- ◆ Designed to “top off” technical skills from an applied associate degrees (or equivalent skill)

This Section:

[Degree Programs >](#)  
**[Bachelor of Applied Science](#)**

[Clinical Laboratory Science](#)  
[Construction Management](#)  
[Emergency Health Services](#)  
[IT Infrastructure](#)  
[Manufacturing Technology](#)  
[Radiation Therapy](#)  
[Respiratory Care](#)

Related Links:

[Credit Certificate Programs »](#)

## Bachelor of Applied Science (BAS) Degree

### Take Your Experiences to Class and Your Education to Work

The Bachelor of Applied Science (BAS) degree program from the University of Minnesota is designed for students who desire an education in order to make a difference in their lives and careers. The BAS program works best for you if you already have work experience, because it incorporates practical knowledge and real-world situations. You bring your experiences to class, and we provide hands-on instruction and theory you can use, on-the-job, right away.

If you have taken college classes elsewhere, you do not have to start over since many previous college-level credits may count toward your BAS degree. This program, combined with your associate degree or transferable credits, is an excellent value, offering both quality education and affordable tuition rates from the University of Minnesota and the Minnesota State Colleges and Universities (MnSCU) system, both excellent higher education institutions.

### Faculty Who Bring Theory and Practice Together

In addition to their strong academic backgrounds, BAS instructors bring their private-sector work experience to the classroom. You receive an education that is workplace-related and based on solid theoretical foundations.



Web

# Information & Management Technology



[About Us](#) [Programs](#) [Graduate Studies](#) [Faculty](#) [Student](#) [Facilities](#)

## Degree Programs

- Bachelor of Applied Science
- Graphic Information Technology
  - GITF
  - Course Catalog
  - Course Schedule
  - Special Events
- Environmental Technology Management
  - Course Catalog
  - Course Schedule
- Fire Service Management
  - Course Catalog (FSA)
  - Course Catalog (FSM)
  - Course Schedule
- Industrial Technology Management
  - Course Catalog
  - Course Schedule
- Office of Environmental Technology
  - Course Description
  - Seminar Schedule
  - Instructors

Web

[Overview](#)[Prospective Students](#)[Current Students](#)[Contact](#)[Resources](#)[PLAN Home](#)

## Degree Programs

Students who have completed an Associate of Arts or Associate of Science degree at one of the [14 partner community colleges](#) are eligible to earn a baccalaureate degree through the Washburn University PLAN delivery system. Students who have completed at least 54 hours towards an AA or AS degree may begin the following degree programs: Criminal Justice, Integrated Studies, or Human Services. These students must finish the associate degree to be eligible to receive the Washburn University baccalaureate degree. Students who have completed other associate degrees, or who have attended other colleges, will be considered on an individual basis.

Students who have completed an occupationally-oriented AA, AS, or Associate of Applied Science degree are eligible to earn the Bachelor of Applied Science in Technology Administration. Students who have earned other associate degrees will be considered on an individual basis.

The Bachelor of Science in Nursing Degree requires that a student have an Associate Degree in Nursing (AND) and be a Registered Nurse before applying to the Nursing Online Degree Program. The Bachelor of Health Science Degree requires an associate degree in an allied health field prior to applying to the program.

### Bachelor of Applied Science

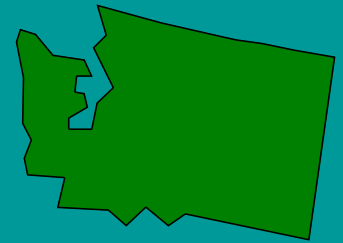
Human Services: [Victim Survivor Services \(KC Area\)](#)  
[Alcohol & Drug Abuse Counseling \(KC Area\)](#)  
[Alcohol & Drug Abuse Counseling \(Butler\)](#)

[Technology Administration](#)

A large, vertical graphic of the '2+2 PLAN' logo, with the text '2+2' at the top and 'PLAN' below it, both in a stylized, outlined font.

A large, vertical graphic of the 'PLAN' text from the logo, in a stylized, outlined font.

# BAS-Type Degrees in WA



Pathway	Public Baccalaureate	Independent and For-Profit
BAS-Type at baccalaureate institutions	CWU – BAS – IT, Food Service Management EWU- BS Applied Technology; BS Dental Hygiene; BA Children’s Studies, ECE option WSU - RN to BSN; BA Interior Design; BA Human Development UWT and UWB – RN to BSN	PLU – LPN and RN to BSN U of Phoenix – BSM DeVry U – BSTM City U – Business administration
At CTCs	Applied Management; Hospitality Management; Radiation & Imaging Science; RN to BSN Applied Design, Applied Behavioral Science and Applied Management, Interior Design	
Upside-down degree (liberal arts focus)	TESC – Upside Down Degree	SPU – Professional Studies Whitworth – Liberal Studies


# Why Needed?

- ◆ Employers – want skills to move technicians to management, meet other needs (BSN in some hospitals)
- ◆ Occupational change – increasing education needed (interior design, diagnostic imaging)
- ◆ Employee – desire to expand knowledge



# BAS Better For Transfer of Tech Degree than BA or BS

- ◆ Tech degree a poor fit to most BA/BS degrees
- ◆ BAS designed to fit

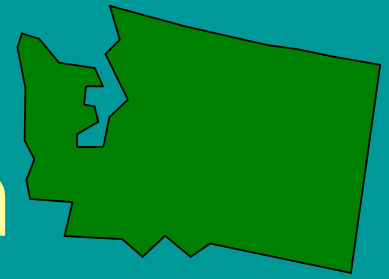


# Types of Applied Baccalaureate Degrees?

- ◆ Career ladder – RN to BSN
- ◆ Management ladder
  - Generic management for most applied programs
  - Specific - Hospitality Management, Allied Health Management
- ◆ Inverse or upside down – JR/SR year focus on liberal arts



# Lessons from Washington



- ◆ Set principles/criteria
- ◆ Key support of others needed
- ◆ Minimum program 35 FTEs in combined Jr/Sr years— costs more than lower division program
- ◆ Building on faculty strength brings needed rigor to upper division courses
- ◆ Timeline longer than you think

# WA Principles



- ◆ Serve students from the area not otherwise served
- ◆ Extension of workforce mission – response to increasing skill requirement of local employers
- ◆ College must demonstrate capacity to develop and sustain new programs
- ◆ CTCs remain lower division institutions
- ◆ Maintain the open door in context of adding bachelor's programs (admission to Jr year)



# WA Criteria



- Student, employer demand & community need
  - Curriculum plan & teaching faculty
  - Student services & program admission
  - Program evaluation
- 
- Proposal presented in writing & in person to review team – material used again for NWCCU prospectus

# Get Support From Employers, Universities, Legislators

- ◆ BAS as different from but equal in rigor to BA or BS
- ◆ CC may have leading expertise in field



# Draw Upon Existing Faculty Strength

About 6 faculty per pilot teaching 300/400 level courses

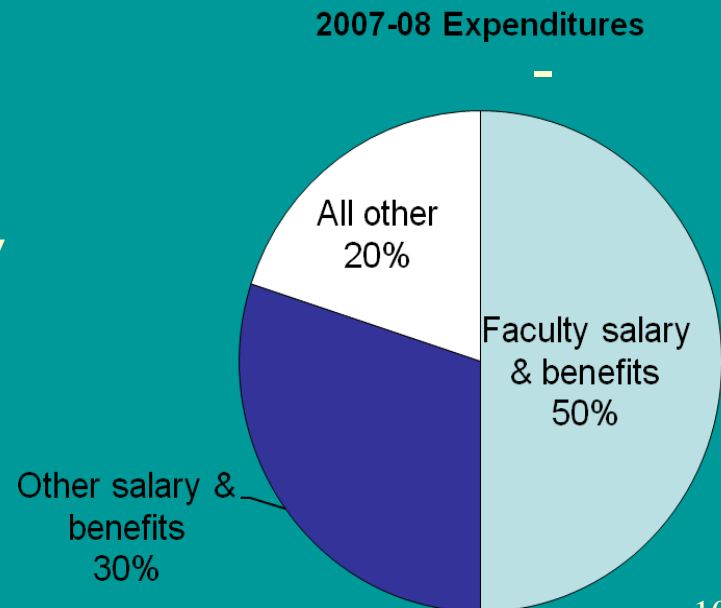
- ◆ 5 of 6 on the faculty at the college before
- ◆ 5 of 6 teach outside the pilot program
- ◆ 4 of 6 teach 1 pilot course/year
- ◆ Half hold Ph.D./Ed.D.



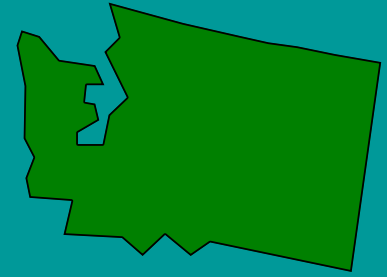
# Cost More Than Typical Lower Division Program

With 35-40 FTES - \$450,000 per pilot/year  
(includes local funds & tuition)

- Expenditures mirror overall CTC pattern
- Start up funds
  - 1 year before students need \$350,000 to enhance library holdings, hire new faculty
  - 1<sup>st</sup> teaching year need \$50,000 extra for curriculum planning




# Timeline



- ◆ Changes statutes/get funding commitment in early 2011:
- ◆ 2011-12 – Select, gain degree approval and NWCCU approval before advertising for admission - Significant work
- ◆ 2012-13 – Start up year, need \$
- ◆ 2013-14 – Enroll juniors
- ◆ Spring 2015 – Graduate first students

# Resources



- ◆ <http://occr1.illinois.edu/projects/lumina> - national study of the BAS type degree (at universities and at CC) – click on publications
- ◆ Rationale for more BAS options in WA  
[http://www.sbctc.ctc.edu/docs/data/research\\_reports/resh\\_05-1\\_baccalaureate\\_apr2005.pdf](http://www.sbctc.ctc.edu/docs/data/research_reports/resh_05-1_baccalaureate_apr2005.pdf)
- ◆ RFP used in WA -look especially at the principles, criteria & standards that follow the logistics section-  
[http://www.sbctc.ctc.edu/college/e-transfer\\_rfp-ctcbachelors.aspx](http://www.sbctc.ctc.edu/college/e-transfer_rfp-ctcbachelors.aspx)
- ◆ WA tuition rates for upper division – see  
[http://www.sbctc.ctc.edu/college/f\\_tuition.aspx](http://www.sbctc.ctc.edu/college/f_tuition.aspx)